

## WEEK 3

1.11

# Part of The Big God Story

### Worshipping through The Psalms

(Psalm 27:6; 30:11; 95:2; 98:4; 108:1; 149:3)

The God of all creation is holy and worthy of all worship. We were created to worship Him. Scripture tells us that if God's people do not praise Him for Who He is, the rocks will cry out in praise of Him.

### Ponder Point

GOD IS WORSHIPPED

### Blessing

Open a Bible and read Psalm 95:6: **“Come, let us bow down in worship, let us kneel before the LORD our Maker.”**

### Blessing

(Insert your child's name), **may you always remember that you were made to worship God.**

### Did You Know?

- All of creation was made to worship God.
- Worship is not just singing songs to God—it is an attitude of reverence, thankfulness, service, and praise that can be manifested in our lives every day (Luke 19:37-40).

Hamilton says,  
**“Dig into God's Word”**

**Read Psalm 95:1-6.** Remind your child that God is worthy of our worship because He is above all.

### Tot Talk

Explain to your children that you can worship God in everything you do. Dancing, giving, art, singing, silence, sharing, and thanksgiving are just some of the ways we can worship Him.

Your child will learn by mimicking your actions. Allow her to imitate your posture as she watches you praise God for who He is in the everyday rhythm of your life.

### Tot Talk


Share with your child the ways in which you worship God. Talk together about why we worship Him.

## WEEK 4

1.12

tru blessings<sup>®</sup>  
inspire, equip, support.

home|front  
W E E K L Y



A Parent  
Preteach Resource


for the weeks of ...

**G**od has given parents the privilege of being the primary spiritual nurturers of their children's faith.

The HomeFront Weekly is designed to reinforce that truth by allowing your family to have time in God's Word **before your child attends church each week**. It will provide you with ways to introduce The Big God Story and have age-appropriate conversations with your little one as you prepare her for what she will be experiencing in church for the next four weeks.

Research has shown that children between the ages of two and four learn best through repetition. Because of this, TruBlessings will spend two weeks on the same part of **The Big God Story** and the **Ponder Point**.

Each week you will receive a new **Blessing**. A blessing is a prayer of commission, a portion of Scripture, or words of encouragement and guidance. While giving the blessing, you may desire to lay hands on your child as you speak the Scripture or pray a prayer over him.

 **Hamilton the Hedgehog** will play a role in your child's experience in church each week—be sure to ask about him. He loves to **Dig into God's Word**. The passage of Scripture provided will assist you as you reinforce the Ponder Point. **Did You Know?** has fun facts about this part of The Big God Story for you to share with your child. And **Tot Talk** is simply a conversation starter to assist you as you spiritually parent.

We encourage you to begin a tradition of a family night in your home with **HomeFront: A Spiritual Parenting Resource**. Each month this magazine is filled with ideas on how to create home environments that God can use to beckon your children to Him. Visit [Homefrontmag.com](http://Homefrontmag.com) or check with your Children's Pastor for a copy of the latest issue. You can also download the free app on your iPhone, iPad, or Android device by searching for HomeFront.

© 2014 David C Cook. TruResources are developed in partnership with **ROCKHARBOR** Church and a national network of family and children's ministry leaders. All rights reserved.



## Part of The Big God Story

### WEEK 1

1.9

### Blessing

Open a Bible and read Psalm 40:8:  
**"I desire to do your will, my God;  
your law is within my heart."**

### 1 Samuel 3

As a young man, the prophet Samuel lived in the temple studying under Eli the priest. One night, as Samuel was sleeping, he heard someone call his name. Eli realized it was God's voice Samuel was hearing. He told Samuel to tell God that he was present and listening.

### Ponder Point

GOD SPEAKS

### WEEK 2

1.10

### Blessing

(Insert your child's name), **may you hear God's voice and follow Him every day.**

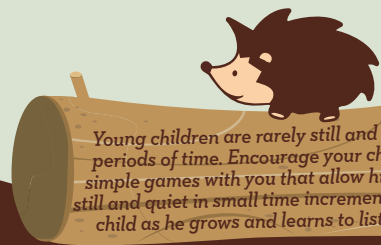
### Did You Know?

- Samuel lived in the temple of the Lord while he learned how to serve God from Eli the priest.
- Samuel grew up hearing God's voice and later served the Lord as a priest, prophet, and judge.

Hamilton says,  
**"Dig into  
God's Word"**

**Read 1 Samuel 3:1-9.** Remind your child that God spoke to Samuel and He can speak to us too!

### Tot Talk

 Young children are rarely still and quiet for extended periods of time. Encourage your child to play fun and simple games with you that allow him to practice being still and quiet in small time increments. This will help your child as he grows and learns to listen for God's voice.

### Tot Talk

Spend a short period of time in silence with your child. See what sounds your child can identify that he may not have heard otherwise (a bird chirping, the wind blowing through the trees, etc.) Ask: **"How does God speak?"**

Share a story with your child of a time when you heard God speak to you or direct you.